



# SERVICE MANUAL Gfp 230 C



October 2013

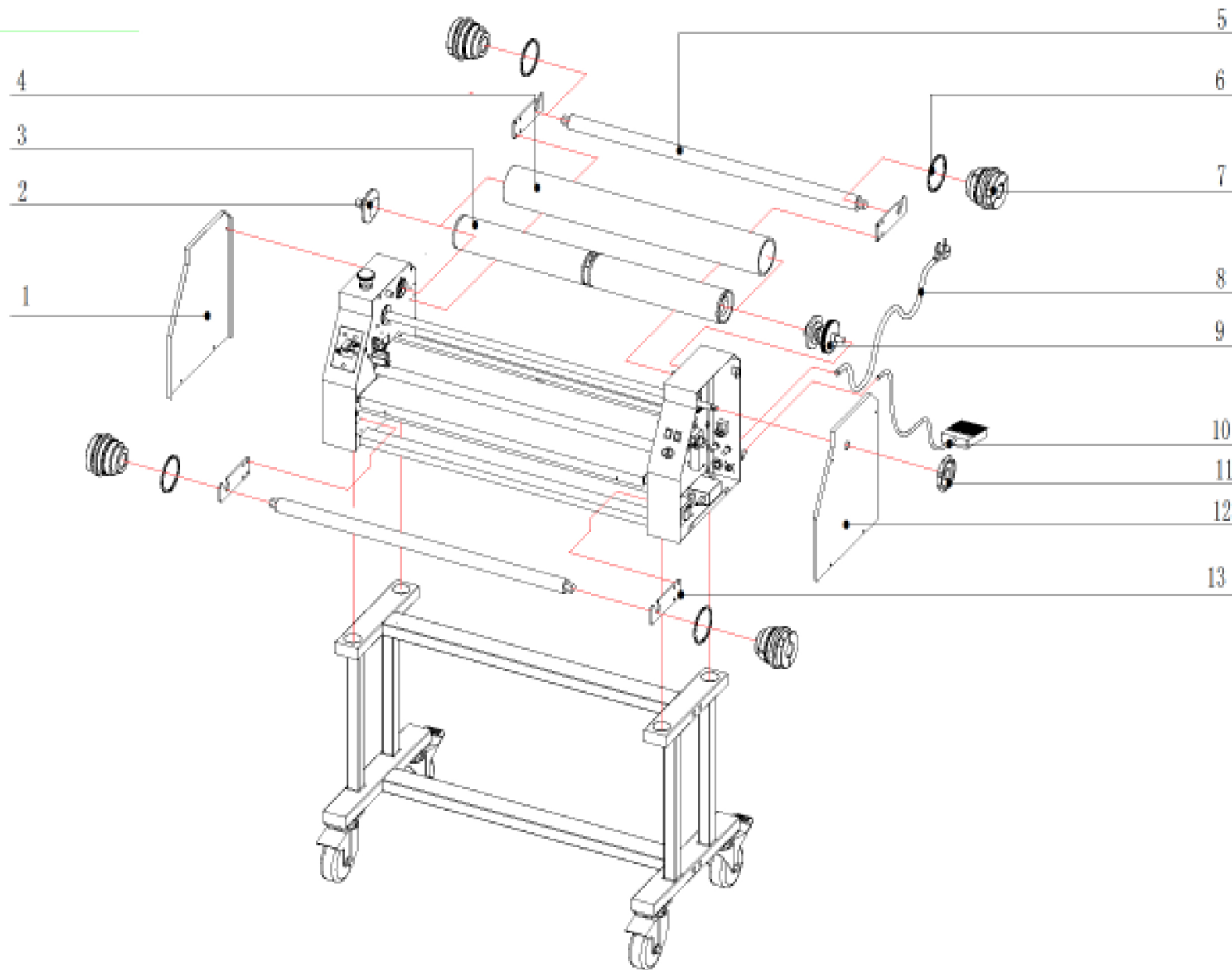

# Table of Contents

	Page
1. Parts list .....	3-5
2. Exploded Drawings	
View 1 - Frame .....	6
View 2 - Frame and stand.....	7
View 3 - Left side frame.....	8
View 4 - Right side frame.....	9
3. Wiring Diagram.....	10

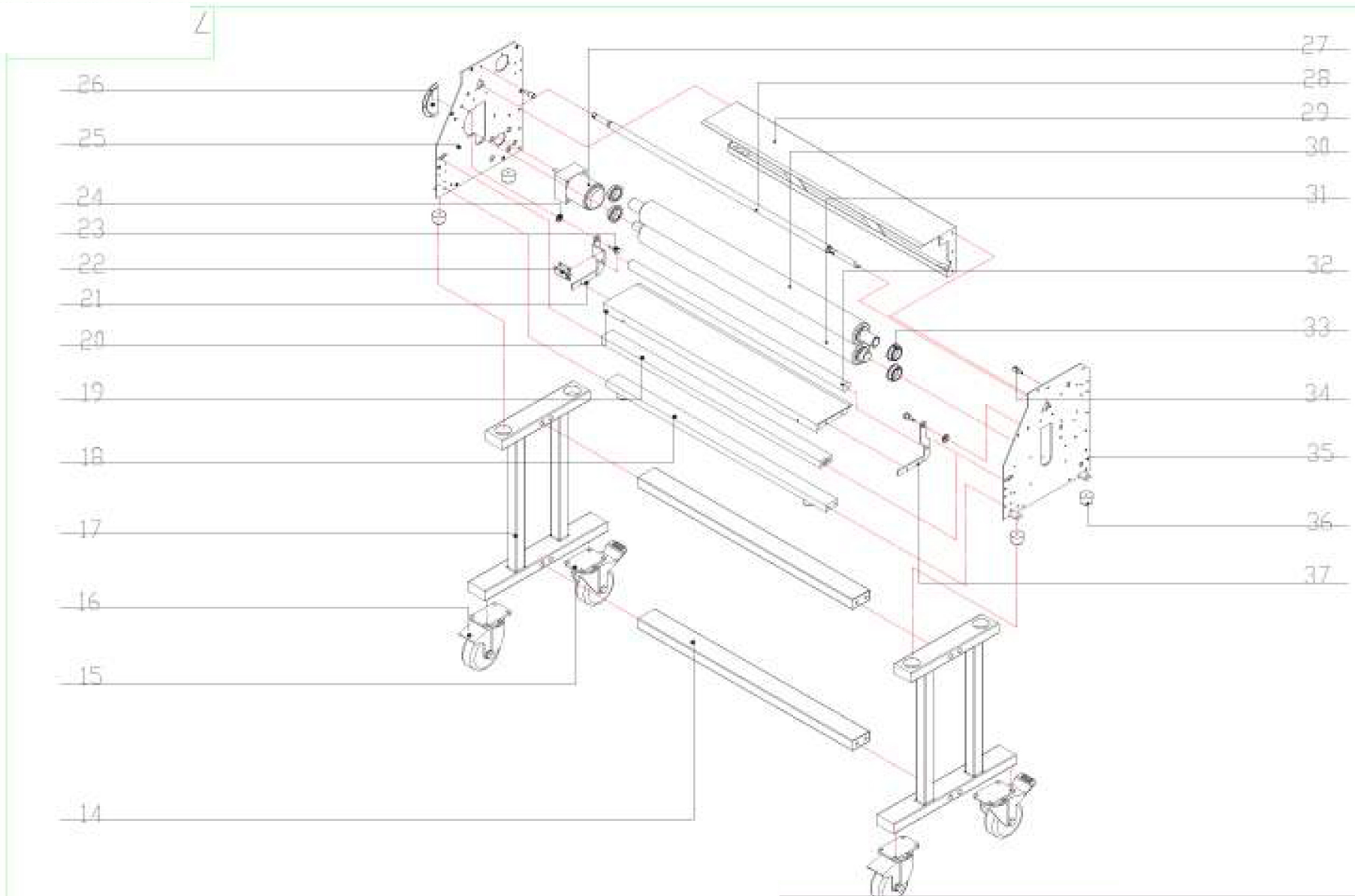
<b>DRAWING NUMBER</b>	<b>PART NUMBER</b>	<b>DESCRIPTION</b>	<b>VIEW NUMBER</b>	<b>STOCK ITEM</b>	
01	30C-1	Left side cover	1		
02	30C-2	Friction disc of liner rewind roller	1		
03	30C-3	Liner rewind roller	1	YES	
04	30C-4	Cardboard rewind tube	1		
05	30C-5	Unwind shaft	1		
06	C-30	Brake pad	1		
07	TH-3	Film core adaptor/ brake	1		
08	C-21	US power cord	1		
09	30C-9	Pressure adjustment assembly	1	YES	
10	TH-111	Pedal switch	1	YES	
11	30C-11	Pressure adjustment hand wheel	1	YES	
12	30C-12	Right side cover	1		
13	30C-13	Unwind roller bracket	1	YES	
14	30C-14	Cross member	2		
15	TH-82	Caster with brake	2		
16	TH-83	Caster without brake	2		
17	30C-17	Stand legs	2		
18	30C-18	Bottom support beam	2		
19	30C-19	Top support beam	2		
20	30C-20	Feed table	2		
21	30C-21	Left table bracket	2		
22	30C-22	Feed Table lock	2		
23	30C-23	Feed table positioning pin	2		
24	30C-24	Washer	2		
25	30C-25	Left side plate	2		
26	30C-26	Left side plate cover	2		
27	30C-27	Drive motor	2	YES	
28	30C-28	Linkage pressure adjustment shaft	2		

<b>DRAWING NUMBER</b>	<b>PART NUMBER</b>	<b>DESCRIPTION</b>	<b>VIEW NUMBER</b>	<b>STOCK ITEM</b>	
29	30C-29	Back supporting plate	2		
30	30C-30	Top roller	2	YES	
31	30C-31	Bottom roller	2	YES	
32	30C-32	Nip protection roller	2		
33	30C-33	Bearing seat	2	YES	
34	30C-34	Stop pin of feed table	2		
35	30C-35	Right side plate	2		
36	C-36	Rubber foot	2		
37	30C-37	Right table bracket	2		
38	30C-38	Stop piece of angle gear	3	YES	
39	30C-39	Angle gear	3	YES	
40	30C-40	Motor sprocket	3	YES	
41	30C-41	Flange plate of pressure adjustment	3	YES	
42	30C-42	Stop piece of sprocket wheel	3	YES	
43	30C-43	Large sprocket	3	YES	
44	30C-44	Flange plate of friction disc	3	YES	
45	30C-45	Left side frame	3		
46	TH-84	Emergency switch	3	YES	
47	30C-47	Capacitor (Included with motor)	3		
48	TH-85	Wiring terminal	3	YES	
49	30C-49	Drive motor chain	3	YES	
50	30C-50	Rewind chain	3	YES	
51	30C-51	Pressure adjustment bolt	3	YES	
52	30C-52	Pressure adjustment seat	3	YES	
53	30C-53	Pressure-regulating bearing seat	3	YES	
54	TH-87	Speed control board	4	YES	
55	C-55	Filter	4		
56	TH-99	Potentiometer	4		
57	30C-57	110v transformer	4		
58	C-58	Speed knob	4	YES	

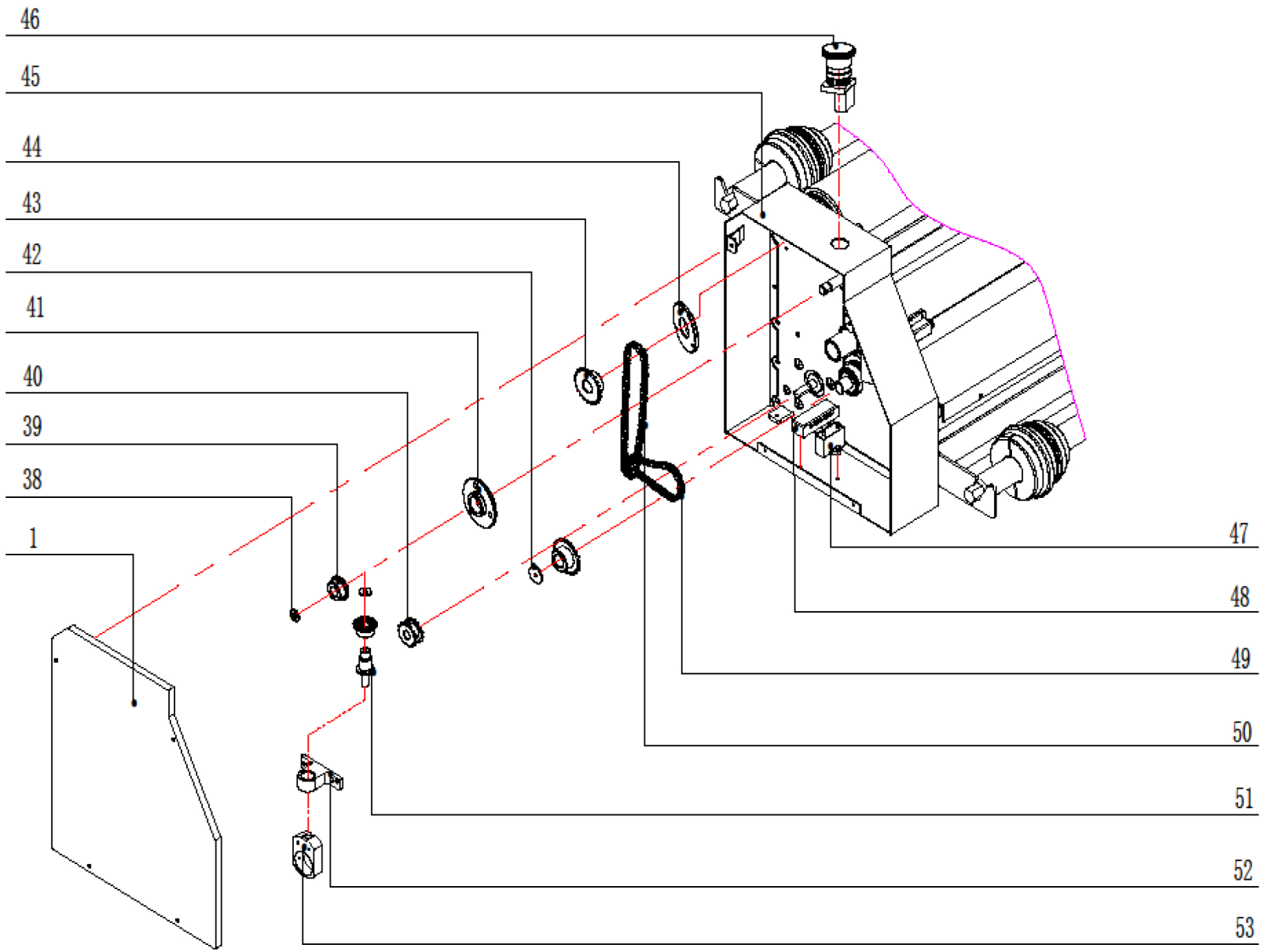
DRAWING NUMBER	PART NUMBER	DESCRIPTION	VIEW NUMBER	STOCK ITEM
59	30C-59	Switch	4	YES
60	30C-60	Right side frame	4	
61	TH-98	On/Off switch	4	YES
62	TH-94	Fuse seat	4	
63	C-63	Fuse	4	YES
64	30C-64	Tightener	4	
65	TH-97	Aviation plug	4	

View 1- Frame

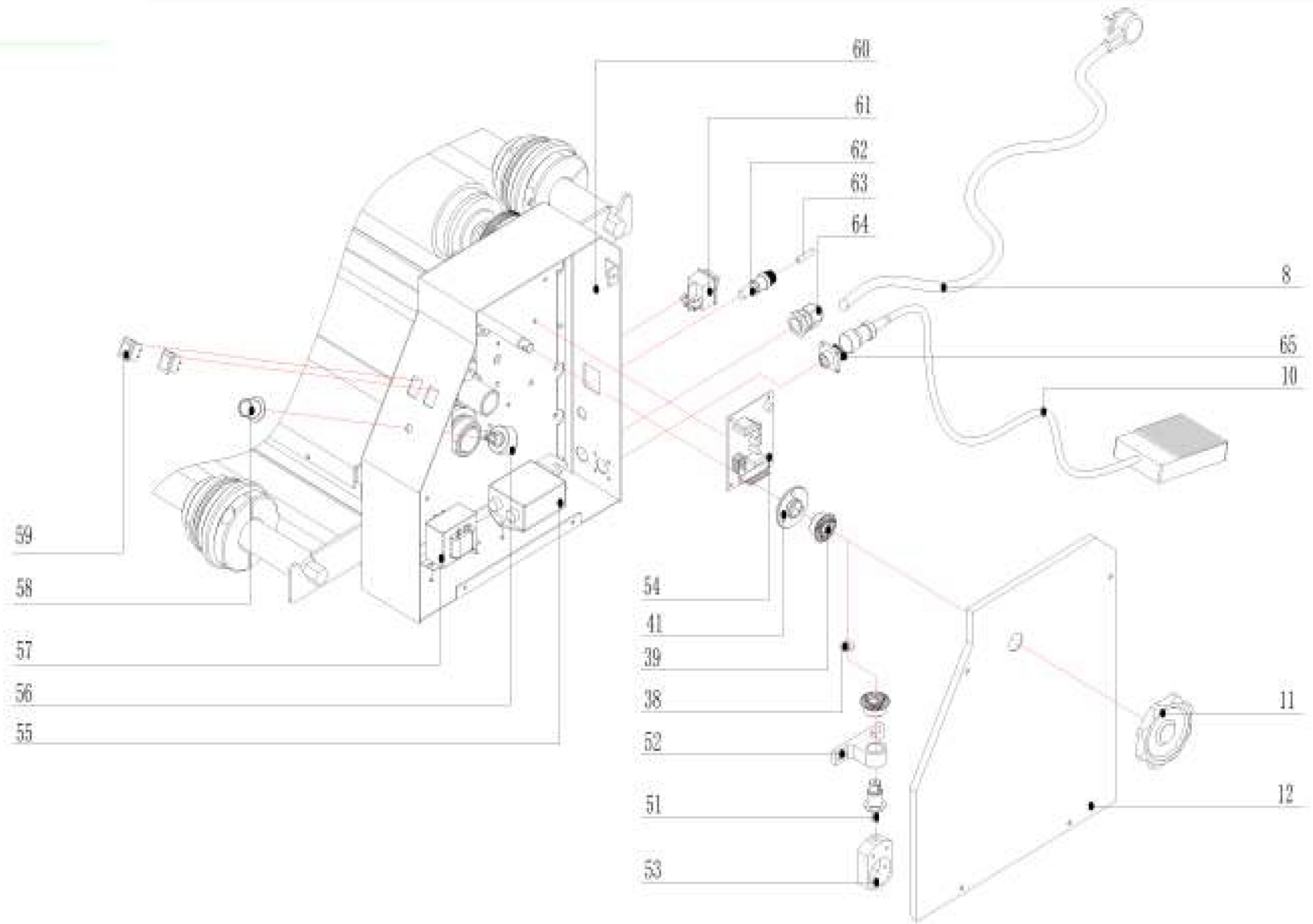


View 2 – Frame and stand



View 3 –Left side frame





View 4 – Right side frame

